

STONE LOOK



Norristown, PA

610.539.1960

www.norristownbrick.com

An Outdoor Living Supply Company

XTERIORS™

ALL-WEATHER SOLUTIONS FOR EXTERIOR STYLE

BY  daltile

LANESBORO™

COLORBODY™ PORCELAIN PAVERS

TREAD™
PORCELAIN PAVERS

LANESBORO™

COLORBODY™ PORCELAIN PAVERS

Inspired by Pennsylvania Bluestone, Lanesboro captures the unique beauty of the multi-colored stone and the durability of the 2CM porcelain tile paver. The highly varied stone look visual creates depth and movement to complete an eye-catching design. Offered in 12 x 24 and 24 x 24 sizes, take your timeless style outdoors with Lanesboro.



Cover photo features Lanesboro™ Bluestone 24 x 24 on the floor and Brickwork™ Alcove on the right wall.

Above photo features Lanesboro™ 12 x 24 on the walkway, Outlander™ Marine, Grande design 24 x 24 on the patio floor and bottom half of shower & wall, and Marine, Palazzo design 24 x 24 on the top half of shower & wall.

STONE LOOK

USAGE



FLOOR



WALL



COUNTERTOP



SHOWER FLOOR



EXTERIOR FLOOR



STEPWISE™



TRU-EDGE™



MADE IN THE U.S.A.



LARGE FORMAT



MOSAIC/DECO



ENCAUSTIC



TERRAZZO



PAVER



CUSTOMIZE



FLEXFIT™



PC
COLORBODY
PORCELAIN

LOW HIGH

SEE CHARTS FOR FULL PRODUCT DETAILS

SPECIAL FEATURES

STONE LOOK

LANESBORO™

COLORBODY™ PORCELAIN PAVERS

SIZES:



24 x 24
Paver Tile



12 x 24
Paver Tile

FINISHES: TEXTURED

COLORBODY™ PORCELAIN PAVERS



BLUESTONE LB17

50% MORE
SLIP RESISTANT
THAN ORDINARY TILE†

†When compared to tile meeting ANSI standards.



WATERPROOF



STAINPROOF



DENTPROOF



SCRATCH-RESISTANT*
*Applicable to products with Matte and Textured Finishes



FIRE-RESISTANT*
*Not Applicable to Mesh-Mounted Mosaics





INDOOR/OUTDOOR






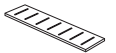
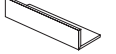
SIMPLECLEAN™

VISIT THE WHY TILE PAGE AT WWW.DAL TILE.COM FOR A COMPLETE LIST OF QUALIFICATIONS AND EXCLUSIONS.

SIZES

			Thickness	Sq. Ft./ Carton	Pieces/ Carton
	12 x 24 Paver Tile	(11-5/8" x 23-3/8") (29.56 cm x 59.44 cm)	13/16" (2cm)	7.56	4
	24 x 24 Paver Tile	(23-3/8" x 23-3/8") (59.44 cm x 59.44 cm)	13/16" (2cm)	7.60	2

TRIM†

	Type	Notes
	Rectified Step Nose	
	Rectified Coping	
	Rectified Gutter	
	Rectified Grid	
	Rectified L-Kerb	

† Trim items available in many sizes and colors. Consult with your sales representative and/or design team for specifics.

APPLICATIONS

	Target DCOF wet	Suitable
Dry & Level – Interior Floor	N/A	✓
Wet & Level – Interior Floor	≥ 0.42	✓
Shower Floors (Residential or Light Commercial)	≥ 0.42	
Exterior Floor Applications (including patios, pool decking & other wet areas with minimal footwear)	≥ 0.60	✓
Ramps & Inclines	≥ 0.65	
Walls/Backsplashes	N/A	✓
Countertops	N/A	✓
Pool Linings	N/A	

A DCOF value of ≥0.42 is the standard for tiles specified for level interior spaces expected to be walked upon when wet, as stated in ANSI A137.1-A326.3. For more information about DCOF and the DCOF AcuTest™, visit daltile.com/DCOF.

APPLICATION NOTES:

Suitable for exterior applications (provided it is noted as suitable in the applications chart above) in freezing and non-freezing climates, when proper installation methods are followed.

INSTALLATION

Dry Laying on Grass:	The gaps between the slabs should be chosen depending on the overall desired aesthetic.
Dry Laying on Gravel:	Gaps of at least 3/16" (4 mm) should be left between slabs, using spacers to set the correct width. Joint may be left empty or filled with fine sand, polymeric sand specifically formulated for porcelain tile or small, clean aggregate, depending on the joint width and desired aesthetic.
Dry Laying on Sand:	The gaps between the slabs should be chosen depending on the overall desired aesthetic.
Laying on Screed with Adhesive:	Slabs must be laid with open joints of variable width of no less than 3/16" (5 mm).
Raised Pavings:	Pedestal contains correct tile spacers for application.

SHADE VARIATION



PERFORMANCE CHARACTERISTICS

	ASTM#	Paver Result
Water Absorption	C373	< 0.5%
Breaking Strength	C648	> 2000 lbs
Scratch Hardness	MOHS	8.0
Chemical Resistance	C650	Resistant

For additional information on test results, visit us at: daltile.com/information/TestResults.

NOTES

Since there are variations in all fired ceramic and natural products, tile and trim supplied for your particular installation may not match samples. Final confirmation should be made from actual tiles and trim prior to installation. Manufactured in accordance with ANSI A137.3 standards.

To achieve optimal results, all tile should be selected from multiple cartons and shading and graphic arrangement planned prior to installation.

Water, oil, grease, improper drainage and certain footwear can create slippery conditions. Floor applications expected to be exposed to these conditions require extra caution in product selection.

For additional information refer to "Factors to Consider" at: daltile.com/Factors.

Special consideration needs to be given when installing tiles greater than 15 inches. Please refer to daltile.com/LargeTiles for more information.

PRE-CONSUMER RECYCLED MATERIALS

All or select items within this series meet the requirements for these qualifications. For more information, visit daltile.com.

